



Good morning Year One! 😊

As always, it is not necessary to print out all of these slides so please read them through carefully so you can decide exactly which are needed as a paper copy.

Thank you.

Session 1

OMS: Find the multiples of five.

<https://www.topmarks.co.uk/times-tables/coconut-multiples>

WALT: Recognise, find and name a half as one of two equal parts of a shape.

(I have drawn the shapes of paper needed on slide 5 if you do not have paper of the shape stated. Just cut them out and use them as your piece of paper to explore halves.)

Get a square piece of paper.

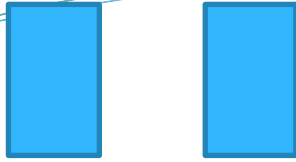


Can you fold it in half?

How many pieces do you have?

What do you notice about them?

Draw a pencil line along the fold line and cut along it.



What can we call these two pieces?

How do we write it?

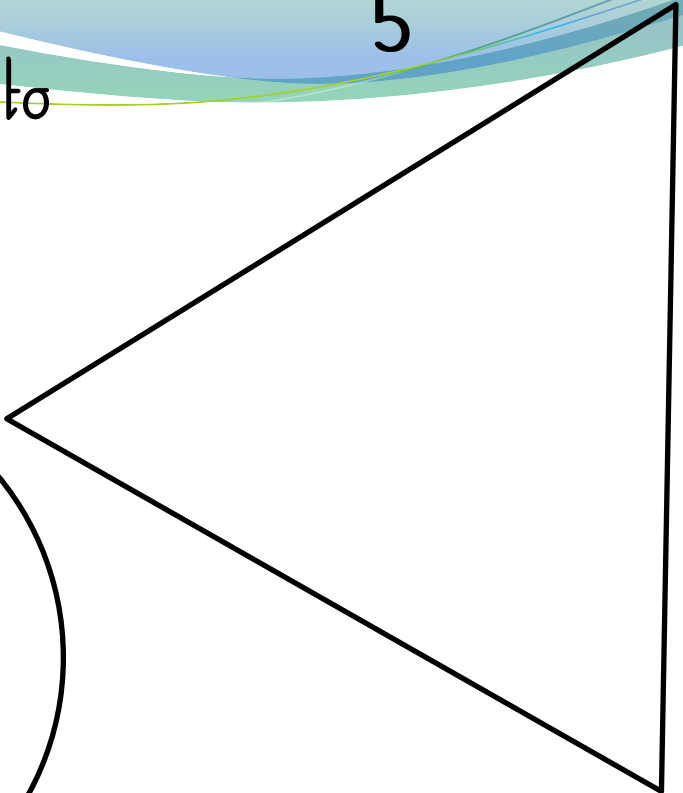


Label the two pieces.

Could you have folded your shape differently and still had 2 equal halves?

Explore another square piece of paper.

Challenge: Explore finding a $\frac{1}{2}$ of a circle, rectangle or a triangle. How many different ways can you find?

Paper shapes to explore

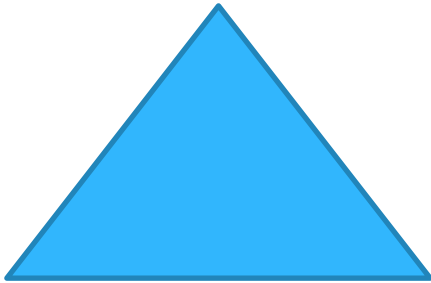


Plenary: Discuss your investigations for finding a half of a 2D shape with a member of your house. Do they agree with you? Can they help you with any more ways of finding two halves?

Rectangle



Triangle



Circle

